

Over **30 years** of lifting
excellence since 1989

PRODUCTS & SERVICES

nsl.ascoworld.com
+44 (0)1224 208988

Technical Support, Review & Audit

Specialist Personnel & Training

Handbooks & Safety Products

Digital Learning Tools



NSL



ASCOWORLD PART OF ASCOWORLD

LIFTING
EXCELLENCE





Experts in Lifting Operations

NSL. The experts of lifting operations management and control across industries for over 30 years. Supplying subject matter experts, training & competency development, process / procedural management and technical services on-site and remotely to the global market.

We are primarily lifting operations specialists and our success is through knowledge, experience and performing above expectation. We liaise with Government Health & Safety Departments internationally and produce user-friendly procedural documents, training aids and training courses to help companies comply with legislation, regulations and industry safety standards.

Safety culture in all industries is a very important issue, and our services are increasingly in demand overseas. We regularly supply training to all of the high activity global regions. In addition to on-site training, coaching and mentoring, NSL operate bespoke training facilities in the United Kingdom and USA.



nsl.ascoworld.com
 +44 (0)1224 208988

DIRECTORY INDEX

- Onsite Personnel4-5
- Technical Assistance6-7
- Rigging & Lifting 8-9
- Banksman / Slinger 10-11
- Working at Height Awareness 12
- Working at Height & Rescue 13
- Confined Space Entry 14-15
- Lifting Equipment Inspector 16-17
- Competence Programme 18-19
- Crane Operator Assessment..... 20-21
- Graphics & Media Services 22-23
- eLearning 24
- NSL Courses A-Z 25
- NSL Safety Awareness Products 25
- Customised Products 26



Onsite Personnel

INDEPENDENT TECHNICAL REVIEWS & APPRAISALS

Our Technical Advisors make a field visit to review either: systems of work; performance levels of personnel (including Crane Operator Assessments to international standards); or standards of maintenance on plant and equipment with a view to their safety, efficiency and cost effectiveness.

PROVISION OF MANAGEMENT FACILITIES & SERVICES

The placement of specialist personnel qualified in the field of crane operations, mechanical handling and/or lifting equipment to control all aspects of lifting operations.

ENGINEERING DESIGN & RIGGING SUPERVISION SERVICES

A specialist service dealing with all mechanical handling and installation problems incorporating everything from the initial offshore survey to the production of the final implementation work pack.

THE SITE COMPETENT PERSON / TECHNICAL AUTHORITY

NSL also supply multi-disciplined Lifting Specialists / Technical Authorities on long or short-term contracts.

Our highly trained specialists have experience in the lifting industry, supported by NSL's Technical Department and must complete rigorous in-house training programmes.

“All of our highly trained specialists have experience in the lifting industry...”



“Together,
they provide a
framework in
which decisions
can be made.”

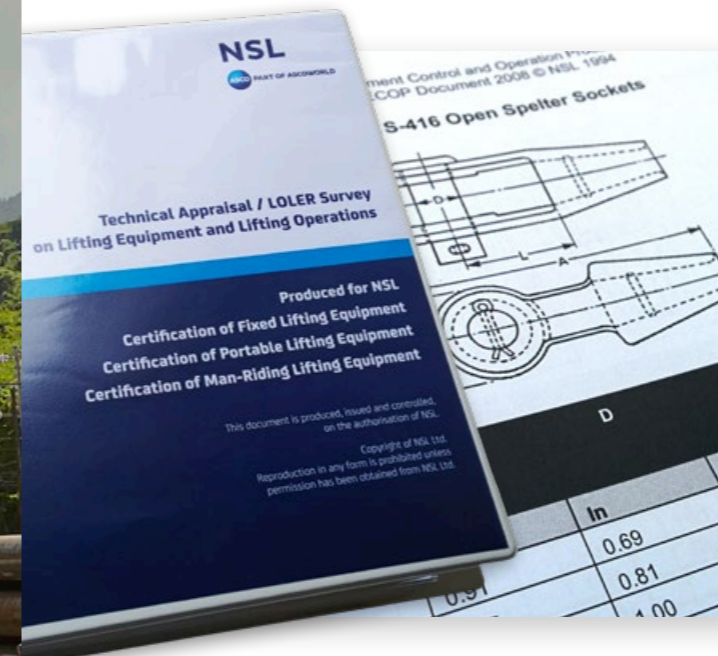


Technical Assistance

SAMPLE LECOP INDEX

POLICIES AND PROCEDURES

Policies and procedures are essential documents, which enable lifting operations to be carried out safely and consistently. Policies set a company's philosophies and boundaries, whereas procedures detail the series of steps that are needed to accomplish specific tasks. Together, they provide a framework in which decisions can be made.



LIFTING EQUIPMENT CONTROL AND OPERATION PROCEDURE (LECOP)

Companies can save time and money by purchasing an NSL LECOP, which contains a policy document and procedures on all aspects of lifting operations including, but not limited to; the initial selection of the correct equipment through to procurement, storage, rigging loft operations, issuing control, pre-use inspection, safe use of equipment and accessories, routine examinations, maintenance, repairs and certification. It also contains guidance on personnel competence, the planning of lifting operations and risk assessment.

THE POLICY DOCUMENT (MANAGEMENT LEVEL)

- 1.0 Introduction
- 2.0 Purpose
- 3.0 Scope
- 4.0 Definitions
- 5.0 Reference Documents and Standards
- 6.0 Activities - Controlling Procedures
- 7.0 Roles and Responsibilities (Offshore / Onshore)
- 8.0 Third Party Responsibilities
- 9.0 Training and Competence

SUPPORT PROCEDURES (SUPERVISORY LEVEL)

- 1.0 General Information
- 2.0 Illustrated Technical Reference Manual on Lifting Equipment
- 3.0 Data for the Procurement of Lifting Equipment and Accessories
- 4.0 Control Documents for the Hiring of Lifting Equipment and Usage of Contractor's Gear
- 5.0 Maintenance of Equipment
- 6.0 Written Scheme of Examination
- 7.0 Company Special Instructions / Standards
- 8.0 Reference Documents and Standards

LIFTING OPERATIONS PROCEDURES (WORKFORCE)

- 1.0 Introduction
- 2.0 Planning and Risk Assessment
- 3.0 Pre-use Inspection Procedures (for use by personnel / users)
- 4.0 Mobile Crane Operations
- 5.0 Forklift Operations
- 6.0 Rigging Loft Operations
- 7.0 General Crane Operations
- 8.0 Man Riding Operations
- 9.0 Country / Work Site / Installation Specific
- Appendices
- Quick Reference Index

Rigging & Lifting

Practical Training Course

Designed to teach delegates about the technical aspects of lifting operations, appliances and accessories.

It includes a detailed explanation of the relevant legislation and regulations, specifically the **Lifting Operations and Lifting Equipment Regulations (LOLER)**. The course also covers planning and risk assessment and includes practical rigging scenarios which cover the performance criteria, range statement and knowledge requirements of national standards of competence. The successful completion of this programme will provide valuable evidence towards a competence qualification.

- Current Legislation and Regulation (Including LOLER)
- HSE Guidance
- Safety Requirements
- Planning a Rigging Operation
- Risk Assessment
- Pre-Use Inspection
- Installation of Lifting Equipment
- Correct Slinging of Loads
- Practical Exercises
- Erection of Capital Plant



Prerequisite for the NSL/EAL Competence Programmes



3 DAY THEORY AND PRACTICAL



Every week or on demand.



Coveralls, hard hat, safety boots and gloves. This course is physically demanding. Delegates are recommended to take towels and a change of clothes as shower facilities are available.



This course is aimed at delegates who are likely to be involved in rigging and lifting operations at all levels including the multi-task workforce.



The International Rigging & Lifting Handbook included with the course.



The course begins and ends with a written test paper and the successful delegates are issued with an NSL certificate of training.



This course is usually delivered at an NSL Training Centre, but can be delivered at a client's premises.



11 Harvest Avenue
D2 Business Park, Dyce, Aberdeen
AB21 0BQ
United Kingdom

+44 (0)1224 208988

nsl@ascoworld.com

SAFETY AWARENESS PRODUCTS

For purchasing
nsl@ascoworld.com



Handbook
Customisation available

What's the difference between a good rigger and a bad rigger?

Tuck away unused sling legs...

A3 Posters
26 in set, includes your company logo, customisation available

eLearning
See page 24 for details

COMPETENCE PROGRAMME

Successful delegates can continue their training with the new NSL competence-based training programme for rigging and lifting operations. The programme is specifically designed to suit the needs of the UK and international oil & gas industry. This is a joint NSL/EAL (EMTA Awards Ltd) initiative covering rigging and lifting levels one, two and three.

See page 25 for our full list of practical training courses.

OPITO Banksman/Slinger

3 DAY / 1 DAY
THEORY AND PRACTICAL

Stages 1-2 (3 day) Stages 3-4 (1 day)

Practical Training Course

Designed to give delegates theoretical and practical experience in basic slinging practices and controlling crane operations.

- Current Legislation and Regulations
- HSE Guidance
- Safety Requirements
- Inspection of Lifting Equipment
- Calculating Load Weights
- Safe Slinging of Loads
- Safe Use of the Relevant Equipment and Accessories
- Controlling the Movement of the Load
- Communication



Every week or on demand.



Coveralls, hard hat and safety boots.



This course is aimed at banksman / slingers, crane operators, deck crew, roustabouts, drillfloor crews and others involved in crane operations.



The course begins and ends with a written test paper and the successful delegates are issued with an NSL certificate of training.



This course is usually delivered at an NSL Training Centre, but can be delivered at a client's premises.



11 Harvest Avenue
D2 Business Park, Dyce, Aberdeen
AB21 0BQ
United Kingdom

+44 (0)1224 208988

nsl@ascoworld.com

See page 25 for our full list of practical training courses.

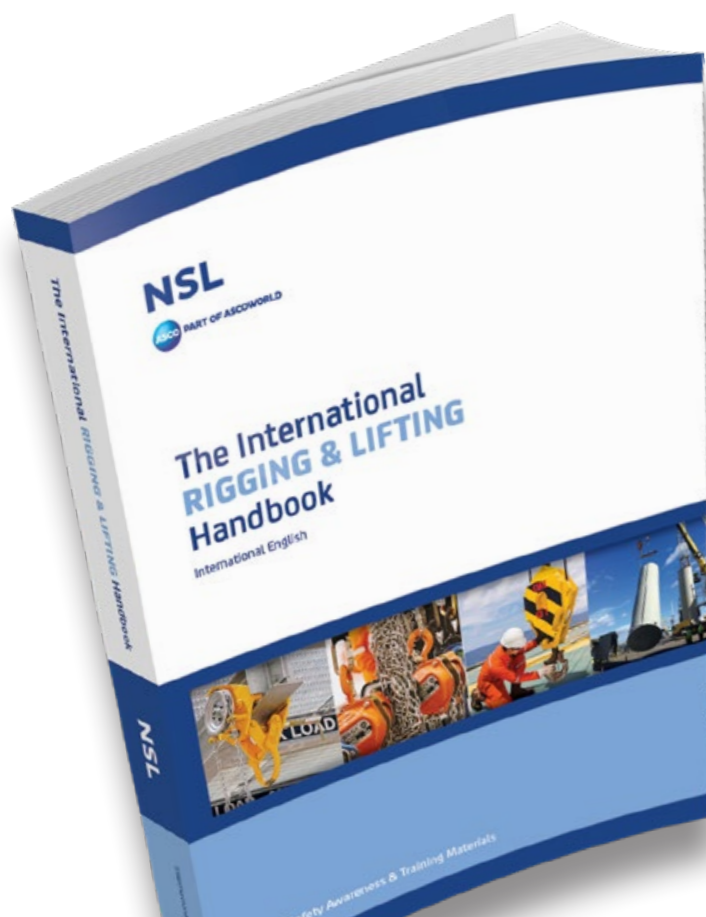
Push Pull Pole

**SAFETY
AWARENESS
PRODUCTS**

For purchasing
nsl@ascoworld.com



Handbook
Customisation available



eLearning
See page 24 for details



A3 Posters
26 in set, includes your company logo

Work at Height Awareness

1 DAY THEORY AND PRACTICAL

Practical Training Course

This course is designed to introduce delegates to the principles and equipment involved in modern working at height systems.

UK statistics show that from 2008 to 2013, falls from height remain the most common cause of workplace fatality. In 2012/2013 there were 46 fatalities, 2835 major injuries and a further 2727 injuries that caused the injured person to be off work for over 7 days due to a fall from height. Many of these accidents could have been avoided through awareness training and appropriate equipment selection.

- Access Systems and the Hierarchy of Risk
- Risk Assessment
- Anchor Point and Rigging Equipment
- Fall Arrest Equipment
- Work Positioning Equipment

FURTHER INFORMATION

When booking a Work at Height & Rescue course, please specify on which Rescue Kit you require training.

SAFETY AWARENESS PRODUCTS



Every week or on demand.



Coveralls, hard hat, safety boots and gloves. This course is physically demanding. Delegates are recommended to take towels and a change of clothes as shower facilities are available.



This course is aimed at those who are new to industry or those whose employer may require them to occasionally work at height.



The International Working at Height Handbook included with course.



This course consists of lectures and practical demonstrations. Delegates will be assessed by means of a written paper. On successful completion the delegate will be issued with an NSL certificate of training.



This course is usually delivered at an NSL Training Centre, but can be delivered at a client's premises.



11 Harvest Avenue
D2 Business Park, Dyce, Aberdeen
AB21 0BQ
United Kingdom

+44 (0)1224 208988

nsl@ascoworld.com

See page 25 for our full list of practical training courses.

Work at Height & Rescue

2 DAY THEORY AND PRACTICAL

Practical Training Course

This course is highly practical in nature, delegates will experience the whole process of a safe and systematic approach to working at height operations.

The course includes the skills required to rescue / recover a colleague hanging in suspension. This is an essential, if often overlooked, function as an unconscious casualty may have as little as 10 minutes to survive in this position.

- The UK Work at Height Legislation
- Principles of the Hierarchy of Risk
- Fall Avoidance
- Work at Height Techniques
- Selection and Safe Use of Harnesses
- Selection and Safe Use of Lanyards and Energy Absorbers
- Karabiners and Connectors
- Anchor Point Selection
- Vertical Lowering of Casualty
- Vertical Raising of Casualty
- Use of Stretchers
- Suspension Trauma
- Question and Answer Sessions



Please contact us for course availability



Coveralls, hard hat, safety boots and gloves. This course is physically demanding. Delegates are recommended to take towels and a change of clothes as shower facilities are available.



The course is aimed at those whose work requires them to work at height as part of a work team. This would include the majority of oilfield personnel who are required to occasionally work at height, for example, painters, scaffolders, mechanical and electrical technicians, steel erectors, riggers, steeplejacks, electricity and telecommunications workers. This course will also be of interest to the emergency services.



The International Working at Height Handbook included with course.



This course is made up of both theoretical and practical elements. Following completion of the theory element on day one, delegates will be required to complete a question paper. The practical element on day two will consist of introductions to various work at height equipment and demonstrations of various rescue systems used to recover a fallen worker. Delegates will be encouraged to participate in question and answers sessions during these demonstrations.



This course is usually delivered at an NSL Training Centre, but can be delivered at a client's premises.



11 Harvest Avenue
D2 Business Park, Dyce, Aberdeen
AB21 0BQ
United Kingdom

+44 (0)1224 208988

nsl@ascoworld.com

eLearning
See page 24 for details



Confined Space Entry & Rescue

Practical Training Course

Working in confined spaces exposes employees to many potential hazards and risks, which, if not controlled, can have fatal consequences.

For that reason, only competent personnel should carry out work in confined spaces. Personnel must have the knowledge to suitably control and mitigate the hazards presented to them; have a sound understanding of the various roles undertaken in confined space work; and the knowledge and skills to implement emergency procedures should the need arise. The correct and safe use of breathing apparatus is taught during this course.

- HSE Regulations
- Hazards & Risks within a Confined Space
- Atmospheric Testing
- Ventilation Options
- Safe Systems of Work & Permits
- Entry Requirements
- Duties of Attendant (standby person)
- Emergency Planning
- Safety Equipment
- Overview & Practical Demonstration in Rescue
- Packaging & Transferring Casualties
- Use of Breathing Apparatus
- Multi-Exercise Scenarios

FURTHER INFORMATION

It is the responsibility of the employer or delegate to assess the delegates' health and fitness to safely attend this course.

A 1 day Confined Space Awareness course is also available on request. This includes the theory of working in a confined space but does not include a full practical rescue scenario or the use of breathing apparatus. Please contact us for additional details.

2 DAY THEORY AND PRACTICAL



Every week or on demand.



Coveralls, hard hat, safety boots and gloves. This course is physically demanding. Delegates are recommended to take towels and a change of clothes as shower facilities are available.



Personnel who require an awareness of working in confined spaces. All personnel working in, and who carry out duties related to, confined spaces.



The International Working at Height Handbook included with course.



A written questionnaire is completed to measure and record knowledge and understanding. Successful delegates are issued with an NSL certificate of training.



This course is delivered at NSL's Aberdeen Training Centre in Dyce, although the course can be tailored and structured to suit onsite training at both on and offshore locations.



11 Harvest Avenue
D2 Business Park, Dyce, Aberdeen
AB21 0BQ
United Kingdom

+44 (0)1224 208988

nsl@ascoworld.com

See page 25 for our full list of practical training courses.

SAFETY AWARENESS PRODUCTS

For purchasing
nsl@ascoworld.com



Lifting Equipment Inspector



Delegates who have successfully completed specific lifting related courses, can continue their development with these NSL / EAL competence programmes for Lifting Equipment Inspectors. On successful completion of these programmes, delegates will be awarded with Certificates of Competence for the various modules by the national award body, EAL (EMTA Awards Ltd.)

Module 1 of the inspector competency programme must be completed prior to attempting the competency programme for Modules 2-6. All modules are a mixture of theory and practical. The competence portfolios / logbooks cost from £400 for Level 1 and £350 for all other Levels; this is in addition to the training fees.

Contents:

Legislation and Regulations
Equipment Standards Overview
Manufacturers' Guidance
Inspection & Thorough Examination of Equipment
Testing Requirements Overview
Common Faults & Defects overview
Document Preparation
Document Control
Practical Exercises

Application:

The courses are aimed at delegates who are employed in the lifting equipment inspection industry, or company personnel who are involved in the control and/or co-ordination and purchasing of lifting equipment. It would also be beneficial to those who have no previous experience or have experience but require refresher training.

Note:

Successful delegates can continue their development with the NSL / EAL competence programmes for Lifting Equipment Inspectors. On successful completion of these programmes, delegates will be awarded with Certificates of Competence for the various modules by the national award body, EAL.

MODULE 1 : GENERAL LIFTING EQUIPMENT

5 DAY THEORY AND PRACTICAL

Designed to teach delegates the technical aspects of thorough examination of lifting accessories and manual appliances. The course also covers testing techniques for assorted equipment, preparation of certificates and a series of practical assessments.

MODULE 2 : WINCHES & POWERED HOISTS

1 DAY THEORY AND PRACTICAL

Designed to teach delegates the technical aspects of thorough examination of winches (utility, man-riding, access, and davit) and powered appliances. The course also covers testing techniques, the preparation of reports / certificates and a series of practical assessments.

MODULE 3 : PEDESTAL & MOBILE CRANES

3 DAY THEORY AND PRACTICAL

Designed to teach delegates the principles of thorough examination of pedestal and mobile cranes and their related ancillary equipment. The course also covers testing techniques, the preparation of reports / certification and a series of practical exercises.

MODULE 4 : OVERHEAD TRAVELLING CRANES, RUNWAY BEAMS & SWING JIBS

1 DAY THEORY AND PRACTICAL

Designed to teach delegates the requirements for thorough examination and certification of overhead travelling cranes, runway beams & swing jibs. The course also covers testing techniques, preparation of reports / certificates and practical exercises.

MODULE 5 : FORKLIFT TRUCKS & STACKERS

1 DAY THEORY AND PRACTICAL

Designed to teach delegates the requirements for thorough examination and certification of forklift trucks and stackers. The course also covers testing techniques, preparation of reports / certificates and practical exercises.

MODULE 6 : CONTAINERS, BASKETS & OTHER CARGO CARRYING UNITS

2 DAY THEORY AND PRACTICAL

Designed to teach delegates the technical aspects of thorough examination and certification of containers, baskets and other cargo carrying units. The course also covers the testing requirements, preparation of reports / practical exercises.



Every week or on demand.



Coveralls, hard hat, safety boots and gloves.



This course is aimed at delegates who are employed in the lifting equipment inspection industry, or company personnel who are involved in the control and/or co-ordination and purchasing of lifting equipment. It would also be beneficial to those who have no previous experience or have experience but require refresher training.



Relevant handbooks and Lifting Equipment Inspector Handouts are included in the course where applicable.



The course is a mixture of theory and practical. All delegates will be expected to complete both a written test paper and successfully demonstrate their level of basic inspection skills under test conditions. On successful completion the delegate will be issued with an NSL certificate of training.



This course is usually delivered at an NSL Training Centre, but can be delivered at a client's premises.



11 Harvest Avenue
D2 Business Park, Dyce, Aberdeen
AB21 0BQ
United Kingdom

+44 (0)1224 208988

nsl@ascoworld.com

SAFETY AWARENESS PRODUCTS

See page 25 for our full list of practical training courses.

FURTHER INFORMATION

Successful delegates can continue their development with the NSL / EAL competence programmes for Lifting Equipment Inspectors. On successful completion of these programmes, delegates will be awarded with Certificates of Competence for the various modules by the national award body, EAL.

Module 1 of the inspector competency programme must be completed prior to attempting the competency programme for modules 2 to 6.

The competence portfolios / logbooks cost from £400 for Level 1 and £350.00 for all other modules. This is in addition to the training fees.



Handbook

Customisation available

LEI Procedures

Inclusive course handout

Competence Programme

WHAT IS COMPETENCE?

Competence is the ability to consistently perform activities to a defined standard of efficiency and safety.

It is a combination of knowledge, ability, attitude and behaviour; derived from training and experience, and verified through supervision and assessment.

WHY DO WE NEED COMPETENCE?

It's a legal requirement.

Legislative requirements which are usually expressed in general terms, stipulate; "Employees and others are not, so far as is reasonably practicable, exposed to risks to their health and safety".

ACHIEVING COMPETENCE WITH NSL

LIFTING OPERATIONS

In September 2002 NSL, in association with the UK Government award body EMTA Awards Ltd. (EAL), created competence programmes designed specifically for personnel required to carry out lifting operations and those required to certify and inspect lifting equipment.

RIGGING & LIFTING LEVEL 1

RIGGING & LIFTING LEVEL 2

ADVANCED RIGGING & LIFTING LEVEL 3 | TECHNICAL SUPPORT

LIFTING OPERATIONS PORTFOLIO PREREQUISITES

Personnel new to lifting operations must take a progressive route to achieving competence, i.e. starting with Level 1, reflecting their inexperience in this subject. Level 2 is designed to record and assess existing knowledge and experience. Therefore, beginners or less experienced personnel MUST complete Level 1 first and then gain the necessary experience over two years before they attempt Level 2.

COMPLETING THE PORTFOLIO

The portfolio contains a list of tasks that have to be completed three times by the delegate to provide evidence of competence in the workplace when operating Lifting Equipment, or otherwise involved in Rigging & Lifting or Crane Operation activities.

BESPOKE COMPETENCE PROGRAMMES

NSL can also offer clients various training and competence process maps for disciplines such as:

- Slingers
- Banksmen
- Riggers
- Lifting Equipment Inspectors
- Mobile and Pedestal Crane Operators
- Site Competent Personnel, and
- Lifting Technical Authorities



LIFTING EQUIPMENT INSPECTORS

The programme is divided into the following modules:

MODULE 1 : GENERAL LIFTING EQUIPMENT

MODULE 2 : WINCHES & POWERED HOISTS

MODULE 3 : PEDESTAL & MOBILE CRANES

MODULE 4 : OHTC*, RUNWAY BEAMS & SWING JIBS

MODULE 5 : FORKLIFT TRUCKS & STACKERS

MODULE 6 : CONTAINERS AND CCUs

*Overhead Travelling Cranes

INSPECTOR'S PORTFOLIO

The completed portfolio should contain records in the form of log sheets, supported with examination reports or test certificates for the individual items of lifting equipment, which have been visually examined and / or proof load tested and examined.



Crane Operator Assessment

NSL has a team of more than 20 skilled Assessors, most of whom are qualified and capable of carrying out Crane Operator assessments in accordance with BS ISO 15513 and BS 7121.

ASSESSMENT PROCEDURE

The assessment begins with a questionnaire. This enables the Assessor to confirm that the Crane Operator's knowledge is adequate. The Operator is also interviewed to assess their experience on the specific type of crane they operate. The Assessor then observes the Operator performing various practical exercises according to the skills level they are being assessed against. Observation is from Deck Level and where possible, also from the Cab / Operator Level. Feedback is given during the assessment, and also at the end during the debrief, when the Operator is informed of the result. The assessment is only completed when every relevant element of the standard has been covered.

STAGE 1 : BASIC DECK OPERATIONS - SUPERVISION

- Handling containers, tubulars and pipe-work, loads with an offset centre of gravity.
- Hand signals and radio communications.
- Full pre-shift inspection of the crane, knowledge of company procedures, knowledge of the crane, knowledge of basic slinging including sling angles and tensions.

STAGE 2 : DECK OPERATIONS - UNSUPERVISED

- Handling containers, tubulars and pipe-work, loads with an offset centre of gravity.
- Hand signals and radio communications.
- Full pre-shift inspection of the crane, knowledge of company procedures, knowledge of the crane, knowledge of basic slinging including sling angles and tensions. Also, knowledge of emergency operating systems and procedures.

STAGE 3 : DECK OPERATIONS - UNSUPERVISED & SUPPLY VESSEL LIFTING OPERATIONS

- Handling containers, tubulars and pipe-work, loads with an offset centre of gravity.
- Hand signals and radio communications.
- Full pre-shift inspection of the crane, knowledge of company procedures, knowledge of the crane, knowledge of basic slinging including sling angles and tensions, knowledge of emergency operating systems and procedures.
- The Operator would also be required to demonstrate both theoretical and practical experience of; dynamic loading, sea states, bulk hose operations, wind-speeds and related company and crane operating limitations. Also, all operations regarding loading and unloading of supply vessels.



A3 Posters:
36 in set, includes customisation. Animations available.

Handbook:
Customisation available

eLearning
See page 24 for details

Graphics & Media Services

3D MODELLING & ANIMATION

Our team of 3D specialists produce stunning renders and animations to show safe and unsafe practices. These can be used for induction, or shown on screens in waiting areas, changing rooms and receptions. They can be displayed on websites or distributed on DVD as part of safety campaigns. You can rest assured that with NSL's technical experts on hand, the content will be as accurate and relevant as our other international safety training materials.

The main advantage of using this technology is that videos showing accidents and incidents can be created without the need to film in dangerous locations, and without the need to put anyone at any risk whatsoever.

For situations of a serious nature, we can also use more realistic characters, or create bespoke characters to suit your requirements.

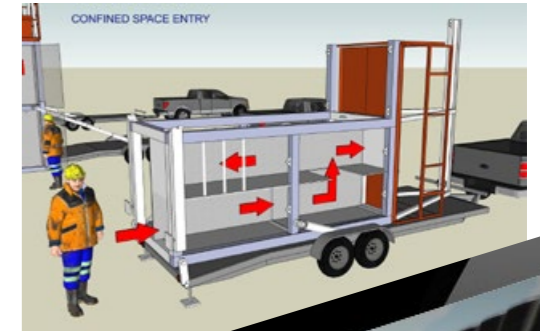
All characters can be dressed in company specific outfits with relevant logos, work equipment and PPE.

As well as being used to encourage safe behaviours, NSL can create videos for use when things go wrong. 3D technology takes accident investigation to a whole new level.



GRAPHIC DESIGN

As well as producing NSL's training and marketing materials, our graphic design team are on hand to customise any of our products to specific corporate guidelines, create bespoke publications, presentations and technical illustrations. With additional photography and video capabilities, the team at NSL can fulfil a wide range of media requirements.



eLearning

eLearning is an extremely efficient way to train and learn. NSL eLearning allows individuals to learn at their own pace, to pause at any point to take notes from the on-screen course notes or stop at a convenient part in the course, then return to it at a later date.


Our Learning Management System (LMS) gives you full control of your learners' training. The Administration area lets you fully manage your learners' online training requirements from any computer with internet access.


Courses can be custom designed for individual companies by adapting one of the existing NSL courses or by creating brand new bespoke courses.

Both administrators and learners can fully control their eLearning account via the internet. Administrators can add new learners and assign courses from any computer with internet access.

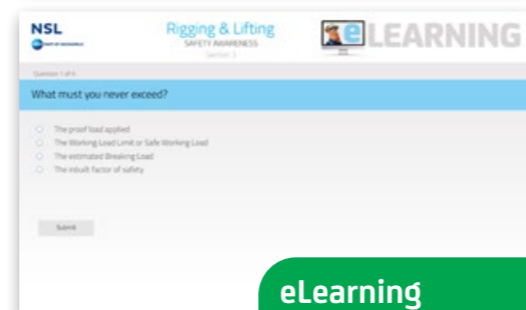
AVAILABLE COURSES

- ASCO Packaging Standards
- Cargo Carrying Units and Cargo Handling
- Confined Spaces
- Crane FMEA, FAT and Commissioning
- Cranes (Onshore, Offshore and Marine)
- Dropped Objects
- Equipment Certification
- Falls and Falling Objects
- Forklift Truck Operations
- Gantry Cranes and Overhead Cranes
- Helicopter Lifting Operations
- Injuries to Fingers and Hands
- LECOP Rules
- Lift Planning
- Lifting Operations & Lifting Equipment Regulations
- Regulations, Standards and Industry Guidance
- Rigging & Lifting Awareness
- Rigging Loft Management
- Subsea Lifting Operations
- Winch and Pulling Operations
- Working at Height

 NSL eLearning allows individuals to learn at their own pace

 Secure, generated records on learner performance, course statistics, test results and certificates

 VISIT
NSL.ASCOWORLD.COM



eLearning
Pricing available on request



Practical Training Courses A to Z

As well as our core subjects, NSL also have a number of specialised courses covering a large variety of subjects. Our courses are usually delivered at an NSL Training Centre, but can be delivered at a clients' premises. Bespoke courses can also be delivered, these can feature company specific elements combined with elements from any of our courses. Contact us for more details.

- OPITO Banksman Stage 1 - 3 Day
- OPITO Banksman Stage 3/4 - 1 Day
- NSL LOLER Competent Person Assessment (LCP) - 2 Day
- NSL Banksman / Slinger - 2 Day
- Rigging & Lifting - 3 Day
- Rigging & Lifting Refresher - 1 Day
- NSL Advanced Rigging & Lifting Technical Support - 3 Day
- Lifting Operations Planning & Risk Assessment - 1 Day
- NSL Combined Rigging & Lifting/Banksman Slinger - 4 Day
- NSL Subsea and Marine Lifting Operations: Part 1 - 2 Day
- NSL Subsea and Marine Lifting Operations: Part 2 - 3 Day
- NSL Train the Trainer - 1 Day
- NSL Onshore Lifting Supervisor - 3 Day
- LIFTING EQUIPMENT INSPECTOR:**
 - Module 1 - General Lifting Equipment - 5 Day
 - Module 2 - Winches & Powered Hoists - 2 Day
 - Module 3 - Pedestal and Mobile Cranes - 3 Day

- Module 4 - Overhead Travelling Cranes - 2 Day
- Module 5 - Forklift Truck & Stackers - 1 Day
- Module 6 - Containers, Baskets & CCUs - 2 Day
- NSL Rigging Loft Management and Lifting Equipment Examiners - 2 Day
- NSL Work at Height & Rescue (Theory & Practical) - 2 Day
- NSL Work at Height & Rescue Refresher - 1 Day
- NSL Man-Riding Winch Awareness - 1 Day
- NSL Confined Space & Rescue - 2 Day
- HASAWA, PUWER & LOLER - 1 Day
- First Aid at Work - 3 days
- First Aid Refresher (Re-Qualification) - 2 days
- Vehicle Banksman - 0.5 day
- Fire Warden, Ready 4 Road & Vehicle Spotter (Max 6) - 0.5 day

EMAIL NSL
FOR MORE
INFORMATION
NSL@ASCOWORLD.COM

Safety Awareness Products

POSTERS

- Confined Space Entry & Rescue
- Crane Operations & Cargo Handling
- Electrical Safety
- Falls & Falling Objects
- Forklift Trucks
- General Safety
- Hand Held Grinders
- Hands-free Lifting / Tag Lines
- Hydrocarbon Release
- Industrial House-Keeping
- Injuries to Fingers & Hands
- Lifting Equipment Legislation
- LOLER
- Man Riding Winch Signals
- Manual Handling
- MH (Marine Series)
- MH (Marine Vessels)
- Mobile Crane Operations
- Office Safety
- PPE
- Rigging & Lifting
- Safe Cargo Handling O+G UK
- Standard Crane Hand Signals
- Subsea Rigging
- Working at Height

BOOKS

- Rigging & Lifting
- Crane Ops & Cargo Handling
- Falls & Falling Objects
- Injuries to Fingers & Hands
- Manual Handling
- Safe Cargo Handling
- Working at Height
- Confined Space Entry & Rescue
- Bespoke Books

SELF ASSESSMENT CARDS

- Crane Ops & Cargo Handling
- Injuries to Fingers & Hands
- Man Riding & Crane Signals
- Man-riding Crane Suitability
- Manual Handling
- Rigging & Lifting
- Working at Height

PUSH-PULL POLE

Push / Pull Poles are designed to help facilitate 'hands-free' lifting. They are a modified aluminium telescopic boat hook with a rubber buffer at the other end. The hook end can be used at full extension (approximately 2.1m / 7ft) to retrieve tag lines hanging vertically without a load handler having to go too close to a suspended load.



Customised Products

NSL's product range can be fully customised to suit your company's requirements. Whether you just want to add your logo to our posters and handbooks, or produce a bespoke product conforming to your corporate branding. The products are available in a range of languages.



We can add company specific information (procedures, safety rules, etc.) to our existing materials and our technical department can also assist with writing additional material as required.

We can also assist with creating custom handbooks and poster sets to your requirements.

Our eLearning Courses can also be customised with your company colours and logo, right down to the certificates.



INTERNATIONAL DISTRIBUTION & TRAINING

NSL Headquarters & Training Centre

11 Harvest Avenue
D2 Business Park
Dyce, Aberdeen, AB21 0BQ
United Kingdom
Tel: +44(0)1224 208988
nsl@ascoworld.com
nsl.ascoworld.com

NSL America

1880 South Dairy Ashford Road
Suite 240
Houston TX 77077
Tel: +1 346-320-1481
nslamericas@ascoworld.com

NSL

 PART OF ASCOWORLD

